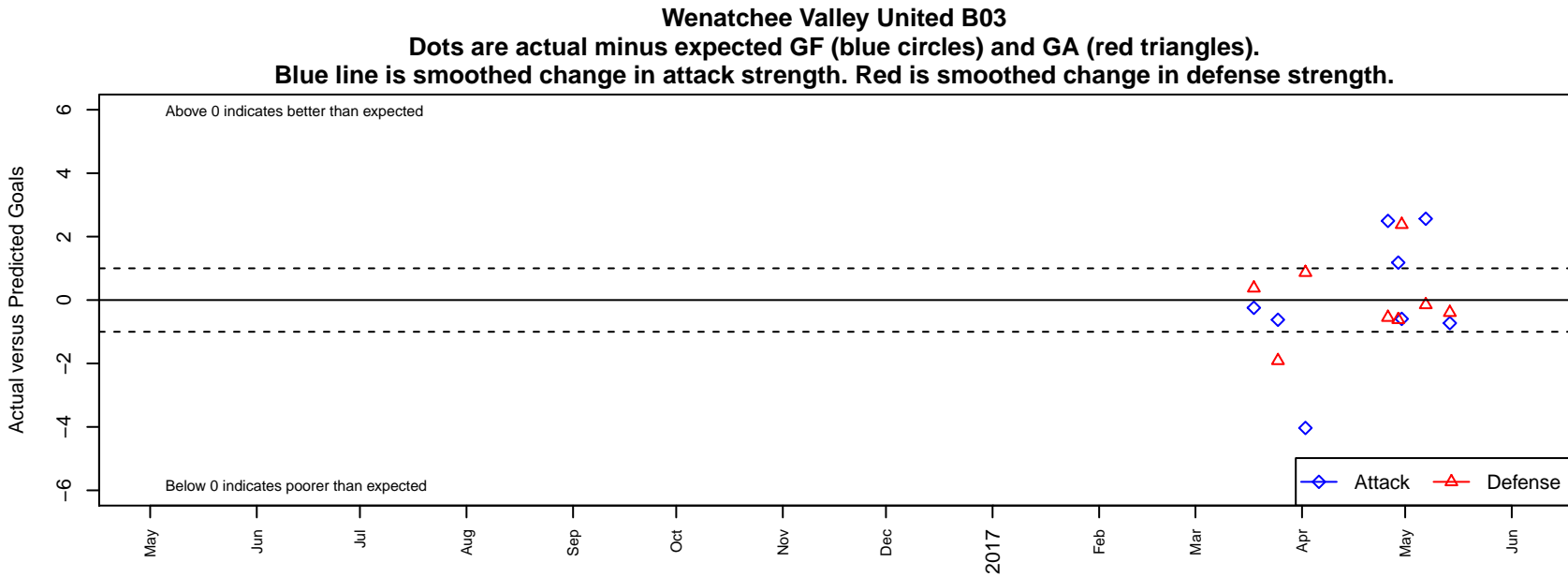


Wenatchee Valley United B03

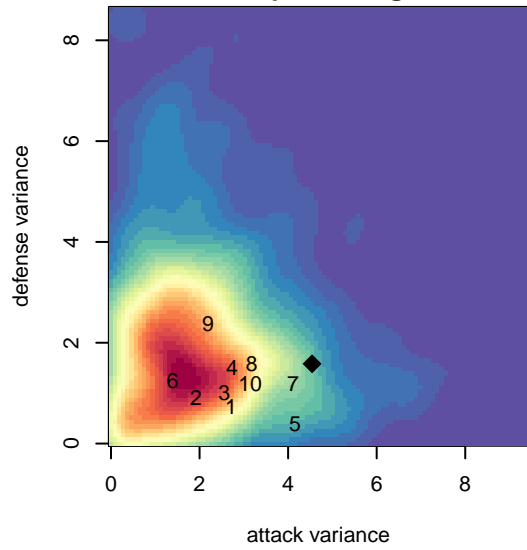
Wenatchee FC
 Wenatchee, WA
 B03 total strength=1255
 attack=8.77 defense=2.68
 spr league = Spr PSPL–Inland Copa 1 U15
 notes= Quiroz 2016

alt names used:

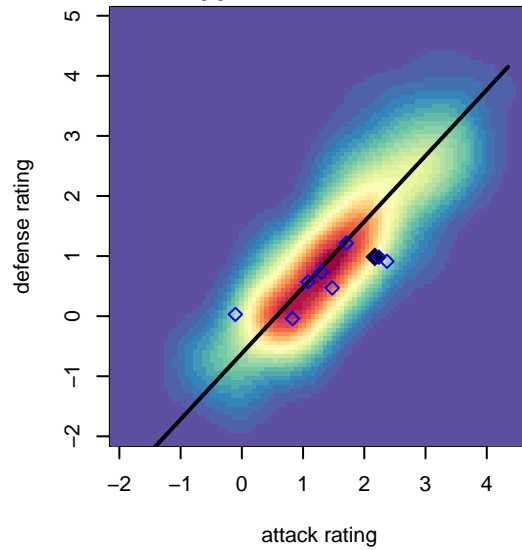
Venues played:
 2016 Spr PSPL–Inland Copa 1 U15



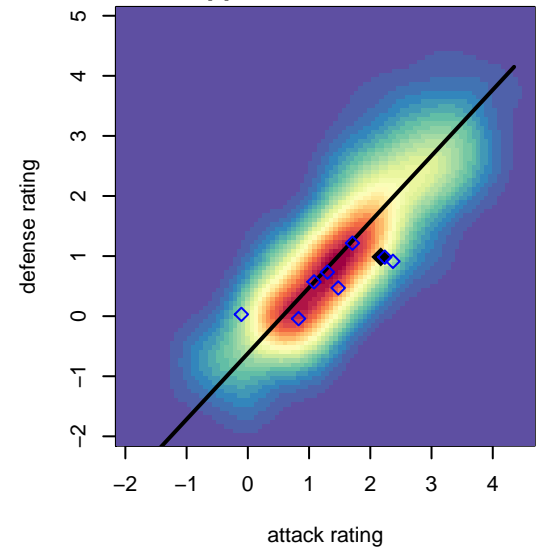
**attack and defense variance (black dot)
relative to other teams
and top 10 in region**



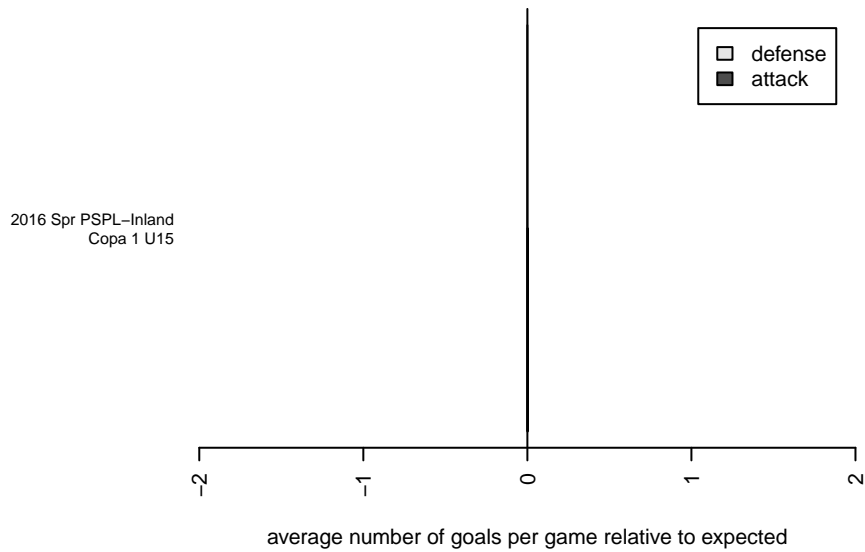
**attack and defense rating
relative to others at age
and all opponents in last 13 months**



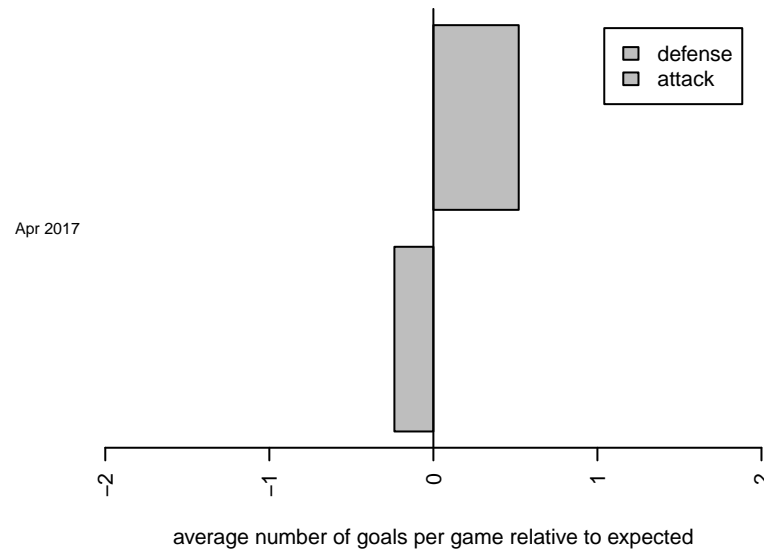
**attack and defense rating
relative to others at age
and all opponents in last 13 months**



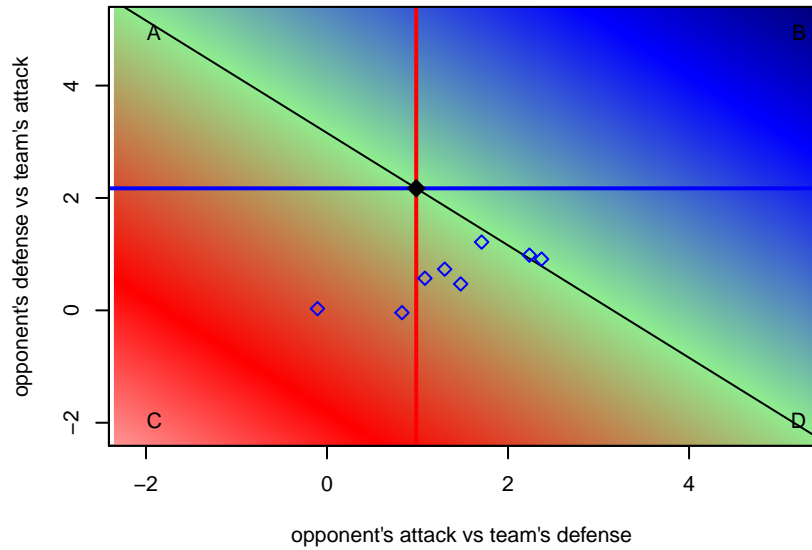
Performance relative to 13 month average



Performance relative to 13 month average



Distribution of opponents
 Red = Lose zone, Blue = Win zone, Green = Even
 Black line separates win/lose zones



lot. A=Neither has attack advantage, B=Opponent has both attack and defense advantage, C=Opponent has both attack and defense disadvantage, D=Both have

date	home		away		venue	pred.home	pred.away
2017-05-14	Wenatchee Valley United B03	3	Wenatchee Valley United Quincy B02	4	2016 Spr PSPL-Inland Copa 1 U15	3.73	3.61
2017-05-07	Spokane Scotties Lake B02	2	Wenatchee Valley United B03	7	2016 Spr PSPL-Inland Copa 1 U15	1.85	4.44
2017-04-30	Sting SC Timbers B02	0	Wenatchee Valley United B03	2	2016 Spr PSPL-Inland Copa 1 U15	2.38	2.59
2017-04-29	Wenatchee Valley United B03	10	Breakers Red B02	1	2016 Spr PSPL-Inland Copa 1 U15	8.82	0.38
2017-04-26	Wenatchee Valley United B03	6	CB United B02	2	2016 Spr PSPL-Inland Copa 1 U15	3.50	1.45
2017-04-02	IEYSA Valor Maroon 2 B02	0	Wenatchee Valley United B03	5	2016 Spr PSPL-Inland Copa 1 U15	0.87	9.03
2017-03-25	Wenatchee Valley United B03	3	IEYSA Valor Maroon B02	5	2016 Spr PSPL-Inland Copa 1 U15	3.62	3.09
2017-03-18	3 Rivers Green B02	1	Wenatchee Valley United B03	5	2016 Spr PSPL-Inland Copa 1 U15	1.37	5.24